


# Mary Todd Lincoln House Family Fun



## Presidents' Day Activity Idea Packet

Thank you for ordering our Presidents' Day packet. The following activity ideas are based on pastimes the Lincoln family enjoyed during their years in the White House. We hope you will enjoy them!

We have led many of these activities at past Presidents' Day events at the Mary Todd Lincoln House. They are designed for kids ages 5-9, but older siblings or parents may need to help younger children read, follow directions, and handle equipment.

You can learn more about Mary Todd Lincoln and her family by visiting the Mary Todd Lincoln House in Lexington, Kentucky. The museum opens on March 15. To redeem a free youth admission to the museum, enter the code PRESDAY2021 at checkout when purchasing tickets online or bring the code with you to redeem in person. The code is valid through May 1, 2021.

Happy Presidents' Day!

**MARY TODD LINCOLN**

◀ HOUSE ▶

**[mtlhouse.org](http://mtlhouse.org)**

# Mary Todd Lincoln House Family Fun

## Games

The Todd and Lincoln families liked to play! Growing up in downtown Lexington, Kentucky, the Todd kids waded and fished for minnows in the Town Branch Creek. As a young man, Abraham Lincoln enjoyed outdoor sports from handball to wrestling. When their father was president, Willie and Tad Lincoln played on the White House lawn—and roof! Here are some of the games they enjoyed:

### Blind Man's Buff

This game was at least 300 years old when President Lincoln played it with his son Tad. The Lincolns played inside the White House, but it's better to play outdoors.

#### You will need

- A scarf or strip of cloth
- At least 3 players

#### Get ready

- Explain the goal: to tag a player while blindfolded.
- Choose one player to be blindfolded.
- Tie the cloth around his or her head to cover the eyes.

#### Get set


- Put the blindfolded player in the middle of the playing area.
- Spin him or her around three times while the other players scatter around the area.

#### Go!

- Players can move around the playing area while the blindfolded player tries to tag them.
- To speed up play, shout "Freeze" to make everyone stand in place until someone is tagged.
- The tagged player is the next person to be blindfolded.

#### Indoor versions

- Play a stationary version by standing or sitting around the blind-folded player. After everyone says "Hello" in their normal voice, the blind-folded player turns around twice and points to someone in the circle, who says "Hello" in a funny voice. Then the blind-folded player turns around again and tries to guess the person who said "Hello."
- Play by the regular rules but seated on the floor!



MARY TODD LINCOLN



mtlhouse.org

# Mary Todd Lincoln House Family Fun

## Games 2

### Ring Taw

According to one story, U.S. Attorney General Bates brought marbles for the Lincoln boys when he came to the White House to meet with the president. Tad must have been a good player, because he won most of the marbles.

#### You will need

- Marbles (which can be purchased at big-box stores or online)
- Flat ground that can be marked with chalk or tape
- Up to 8 players

#### Get ready


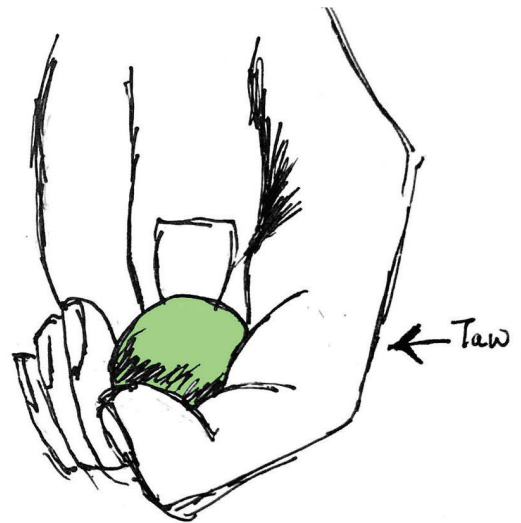
- Draw a circle, 6 - 8 feet in diameter, on the ground. If playing indoors, you can use a round plastic tablecloth for the ring.
- Scatter a bunch of marbles in the circle.
- Give each player one marble, called a taw.

#### Get set

- Ask players to find a spot on the edge of the circle.
- Decide who's going to go first.
- Explain the goal of the game: to capture the most marbles from the ring.

#### Go!

- Players take turns rolling, or shooting, their taws into the ring.
- Players get to take the marbles they hit out of the ring.
- It helps to wait until the shooter has his or her taw back before the next shooter plays.
- Play continues until all the marbles in the ring have been won. The player with the most marbles wins.



Find more games in these kids' books from the 1800s

*The Boys Own Book*,  
[archive.org/details/boysownbook00clar/page/n6/mode/2up](http://archive.org/details/boysownbook00clar/page/n6/mode/2up)  
*The Girl's Own Book*,  
[archive.org/details/girlsownbook00chil/page/n3/mode/2up](http://archive.org/details/girlsownbook00chil/page/n3/mode/2up)

MARY TODD LINCOLN

HOUSE

[mthhouse.org](http://mthhouse.org)

# Mary Todd Lincoln House Family Fun

## First Family Pets


The Lincolns liked animals! They had pets in their home in Illinois and in the White House. Draw a line from the story to the animal, or cut out the shapes to create a matching game.

In Illinois, the Lincolns had a pet named *Fido*. He was a yellow color and often followed Lincoln around town. When they moved to Washington, the Lincolns left *Fido* with a neighbor. At the White House, a similar pet named *Jip* sat in the president's lap during lunch in hopes of getting a snack.

Lincoln sons Tad and Willie had a pair of animals named *Nannie* and *Nanko*. The boys hitched *Nanko* to a wagon. The White House gardener didn't like *Nanny* and *Nanko* because they ate the flowers. But Abraham Lincoln wrote in a letter that *Nanny* was seen sleeping on Tad's bed!

One year someone gave the first family a big bird that Tad named *Jack*. When Tad found out that *Jack* was going to be killed and roasted for Christmas dinner, he begged his father to spare the bird. The president agreed and gave *Jack* a pardon that saved his life.

There's a story about young Mary Todd riding one of these animals to visit Henry Clay. The Lincoln boys had similar pets when they were living the White House. Willie tried to ride every day. When Tad rode with his father to visit the army, his legs stuck out straight because he was so small.



# Mary Todd Lincoln House Family Fun

## First Family Pets 2

Make and play a guessing game about the many Lincoln family pets!

### You will need

- Die pattern
- One sheet of index-weight paper
- Scissors
- Double-stick tape
- Plain paper
- Pencil or marker
- Modeling clay or Play Dough

### Get ready

- Print the next page on index-weight paper.
- Cut out the die pattern along the solid lines and fold down all the dotted lines to make tabs.
- Put a narrow strip of double-stick tape on each tab.
- Fold up the box with the tabs on the inside and the words on the outside. Gently press the edges to make the tape stick.
- Cut up the animal cards on the side of the page and place them face down on a table. Put the drawing and sculpting supplies nearby.

### Get set

- Seat players around the table.
- Explain the goal: Draw, sculpt, or act out the animals on the cards so the other players can guess what they are.

### Go!

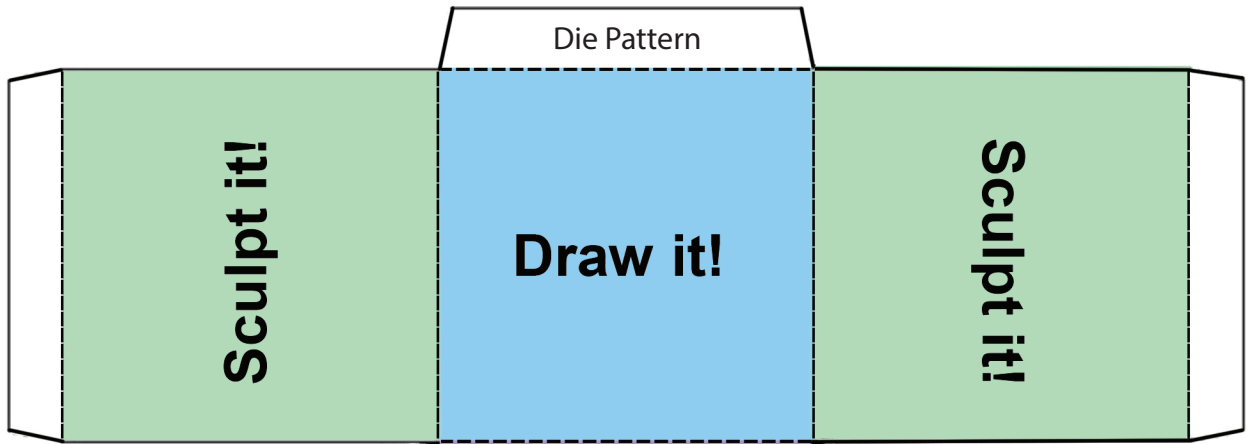
- The first player selects an animal card, making sure the others don't see it.
- Then he or she rolls the die and portrays the animal on the card by drawing, sculpting, or acting it out.
- The first player to guess the identity of the pet goes next. Make this game last longer by adding your own animal cards.



MARY TODD LINCOLN



[mtlhouse.org](http://mtlhouse.org)



**Dog**

**Cat**

**Goat**

**Peacock**

\_\_\_\_\_

**Act it out!**

**Draw it!**

**Act it out!**

\_\_\_\_\_

**Pony**

**Rabbit**

**Turkey**

\_\_\_\_\_

\_\_\_\_\_



## Mary Todd Lincoln House Family Fun



# Make a Photo Album

Mary Lincoln owned an album of small photos of kings, queens, and other royal figures from Europe. She may have made it herself from a kit. When Mary's half-sister Emilie visited the White House, Tad Lincoln showed his cousin Katherine photos of the family. Imagine what Tad's photo album might have looked like—and make it!


### You will need

- 3 sheets of 9x12" construction paper
- Scissors
- Ruler
- Pencil
- Hole punch
- Copy paper
- Glue stick
- Ribbon or yarn



### Directions

- Fold the construction paper sheets in half and cut along the fold to make six 6x9" pages.
- Stack the pages and use the ruler and pencil to make marks on one of the short edges, 2 inches from the top and 2 inches from the bottom. Punch holes through the stack of pages on the marks.
- Print the pictures, captions, and title box on the copy paper
- Cut out the title box and glue it on the top page.
- Cut out the captions and pictures and match them up by reading the captions for clues to the pictures they go with.
- Arrange and glue the pictures and captions on the inside pages. (You may need to place more than one picture on some pages.)
- Tie the pages together with a piece of ribbon or yarn.



### Awesome Albums

Now that you know how to make an old-fashioned album, try one with a different theme or materials. Check out this site for ideas:

<https://www.artistshelpingchildren.org/photoalbumsscrapbookscraftsideasdecorationskids.html>

**MARY TODD LINCOLN**

HOUSE

**mtlhouse.org**

# Tad Lincoln's Album

I'm Tad Lincoln. I tried to look serious for the picture, but I'd rather be out playing. I look like I'm in the army, but I'm just pretending because I'm only 9 years old.

This is Mrs. Pomroy. She's the nurse who took care of me after my brother Willie died. She is a little dressed up for nursing, but has a kind expression on her face.

This woman is my mother—and the first lady. You can tell that she loves flowers. She also likes to wear the necklace, bracelets, and earrings that my father gave her.

This is Mrs. Keckley, who makes dresses for my mother. The dress she's wearing is pretty nice too, with its white collar and stripes on the shoulders.

This is my brother Willie. Our mother made him wear the silly plaid necktie. He won't look so nice after we've played outside!

This is my oldest brother Robert. He has a serious expression and grew that mustache to look sophisticated. But I think his jacket looks too big for him!

This man is my father, the president. He dresses up for his job but always looks a little sloppy with his crooked tie and messy hair. Usually he looks serious in pictures, but he cracked a little smile for this one.

This is Tom Pen—the White House doorkeeper. He takes me to the theater and loans me money to buy peanuts. He has a beard like my father, but his hair is much neater and his bowtie is straight.



This is Mr. Carpenter—the artist who made me tear down my theater in the White House, so he could work there. He looks like a dandy with his wide velvet collar and his thick flowing hair.




This is Mr. Bates, who works with my father. He looks serious, but when he comes to the White House, he brings marbles for Willie and me. He has a beard, like my father, but his is white.

These brothers are my friends, Bud and Holly Taft. Don't let their neatly buttoned jackets and white collars fool you. They love to wrestle and run around and make mischief—just like Willie and me!

This girl is Julia Taft. She comes to the White House when her brothers come to play with Willie and me. She may look cross because she caught us boys getting into trouble! She probably wore the plaid dress to look stylish.



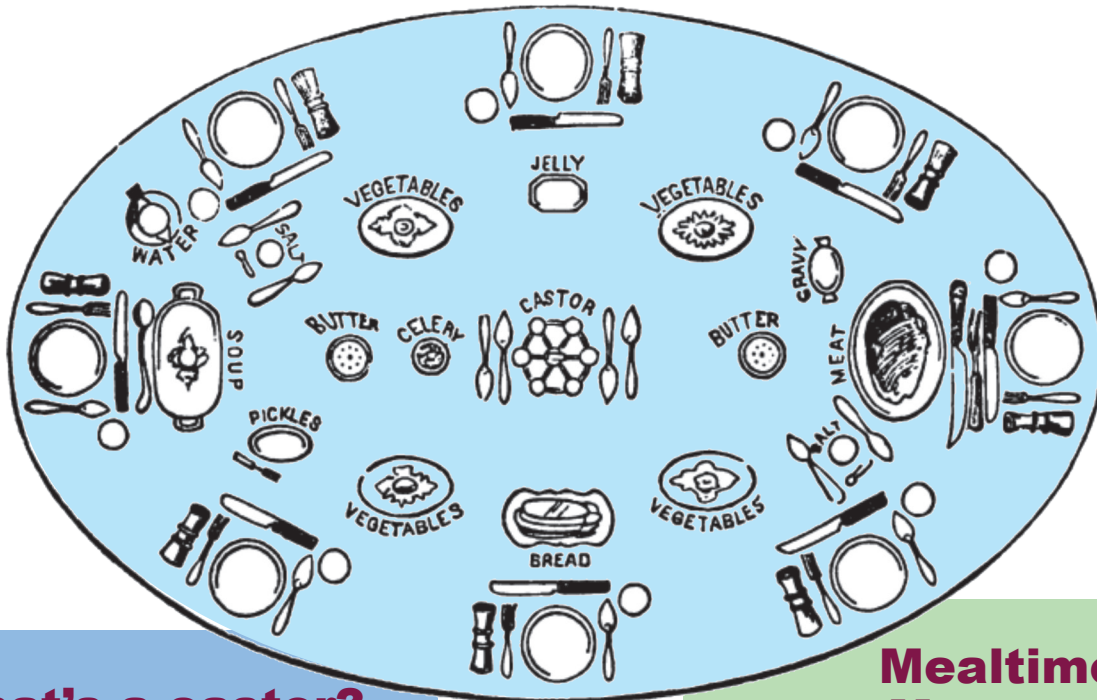




# Mary Todd Lincoln House Family Fun

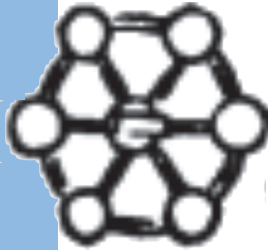
## Meals and Manners

When the Lincolns lived in the White House, they hosted a lot of dinners. For a simple meal, the table might have looked like this picture.



### What's a castor?

A castor was a stand that held fancy bottles for mustard, vinegar, and other sauces. Google "antique castor set" to see examples. If you had a castor set for your table what would be in the bottles?



### Try it!

The next time you have a family dinner, set the table like the picture above. If you want to get even fancier, fold the napkins to hold a biscuit or roll.

1. Start with a large square paper or cloth napkin that is folded to create 4 layers.
2. Fold the napkin in half to make a rectangle.
3. Fold the rectangle in half to make a square with 16 layers.
4. Fold down the top 4 layers to make a pocket for the bread.

### Mealtime Manners

When Lincoln sons Tad and Willie attended White House dinner parties, they had to be on their best behavior. Can you finish these rhymes about manners they were expected to know?

If you talk while chewing food  
People may decide you're \_\_\_\_\_

Using your knife to lift a bite,  
To your mouth is not \_\_\_\_\_

When you've eaten, do not wait,  
Lay your fork upon your \_\_\_\_\_

Checking your watch is impolite  
Even if it's late at \_\_\_\_\_

Sit as straight as you are able,  
Keeping elbows off the \_\_\_\_\_

MARY TODD LINCOLN



[mtlhouse.org](http://mtlhouse.org)

## Mary Todd Lincoln House Family Fun

# Meals and Manners 2

To complete your dinner party, prepare this modern take on the vanilla almond cake said to be Abraham Lincoln's favorite.

### Mrs. Lincoln's Easy Almond Cupcakes

½ cup sliced almonds  
Cupcake pan liners  
15.25 oz. boxed white cake mix

Cake ingredients listed on box  
Almond extract  
16 oz. can vanilla frosting

Preheat oven to 350° and place 24 liners in cupcake pan. Set aside 2 tablespoons of almonds. Grind remaining almonds finely in a grinder or by placing in a zip-loc bag and smashing with a rolling pin.

Make cake mix according to directions on the package, but add 1 ½ teaspoons almond extract. After mixing the batter, fold in the ground almonds and stir until combined. Spoon batter into a cupcake pan and bake and cool according to the instructions on the box.

Spoon frosting into a medium bowl and stir in 1 teaspoon of almond extract. Frost cupcakes and decorate with reserved almonds.



Color it!

MARY TODD LINCOLN

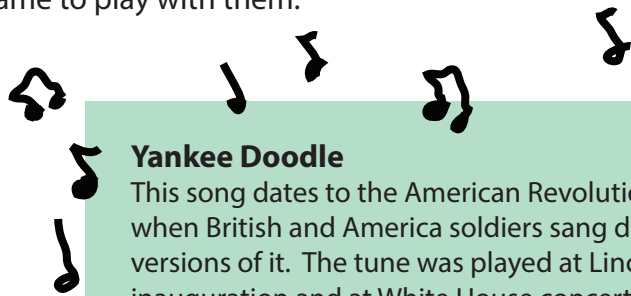

HOUSE

[mtlhouse.org](http://mtlhouse.org)

## Mary Todd Lincoln House Family Fun

# The Musical Lincolns

The Lincoln family liked music! They attended band concerts on the White House lawn and invited famous musicians to perform for guests inside the mansion. Tad and Willie Lincoln sang in a show they held in the White House attic. The Lincolns also enjoyed music at dances, parades, and the opera. Here are some of their favorites and a game to play with them:



### The Battle Hymn of the Republic

Julia Ward Howe wrote the words for this song in 1861. When Abraham Lincoln heard it at a rally, he yelled "Sing it again!" It became a favorite of his and was performed at his funeral in Illinois.

Mine eyes have seen the glory of the coming  
of the Lord;  
He is trampling out the vintage where the  
grapes of wrath are stored;  
He hath loosed the fateful lightning of His  
terrible swift sword:  
His truth is marching on.

#### *Refrain*

Glory, glory, hallelujah!  
Glory, glory, hallelujah!  
Glory, glory, hallelujah!  
His truth is marching on.

### Yankee Doodle

This song dates to the American Revolution, when British and America soldiers sang different versions of it. The tune was played at Lincoln's inauguration and at White House concerts.

Yankee Doodle went to town,  
A-riding on a pony  
Stuck a feather in his hat,  
And called it macaroni.

#### *Refrain*

Yankee Doodle, keep it up,  
Yankee Doodle dandy  
Mind the music and the step,  
And with the girls be handy.

### My Country 'Tis of Thee/America

This song was an unofficial U.S. anthem during the Civil War. Mary Dines remembered singing it for Abraham Lincoln in a temporary camp for former slaves in Washington, D.C., and recalled that the president sang along.

My country, 'tis of thee  
Sweet land of liberty  
Of thee I sing;  
Land where our fathers died  
Land of the pilgrims' pride,  
From every mountainside  
Let freedom ring.

Let music swell the breeze  
And ring from all the trees  
Sweet freedom's song;  
Let mortal tongues awake;  
Let all that breathe partake;  
Let rocks their silence break  
The song prolong.

MARY TODD LINCOLN



[mtlhouse.org](http://mtlhouse.org)

# Mary Todd Lincoln House Family Fun

## The Musical Lincolns 2

### Musical Chairs

- You will need
- Chairs
- Music recording (or a singer)
- At least 4 players

### Get ready

- Appoint one player to be in charge of the music.
- Make a circle of chairs with the seats facing outwards, with one less chair than the number of remaining players.

### Get set

- Players line up around the seats.

### Go!

- The player in charge of the music starts the recording (or starts singing).
- Players walk slowly around the outside of the chair circle.
- When the music stops, players try to sit in one of the chairs. The player who doesn't get a seat is "out."
- Remove one chair and repeat.

### Lincoln Family Favorites for Musical Chairs

Saxton's Cornet Band, based in Lexington, Kentucky, plays mid-19th century music on period instruments. Find their versions of "Yankee Doodle," "Home Sweet Home," and others on YouTube.

Francis Scala, the leader of the Marine Band, wrote a polka in Mary Lincoln's honor. Find "The Mary Lincoln Polka" at <https://soundcloud.com/vishneskiaudio/mary-todd-lincoln-polka>

